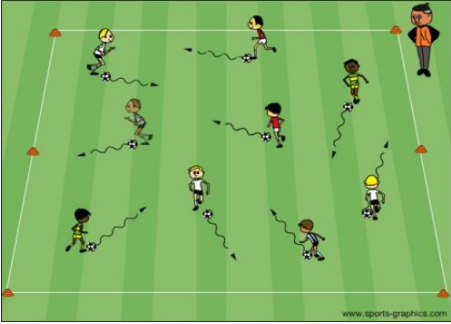

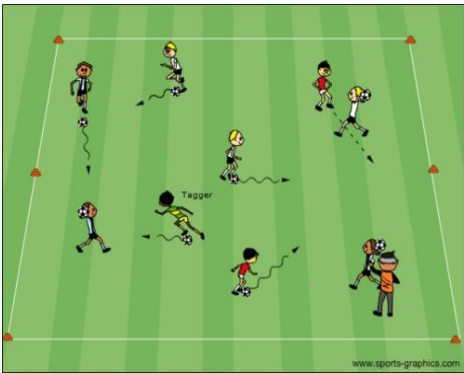
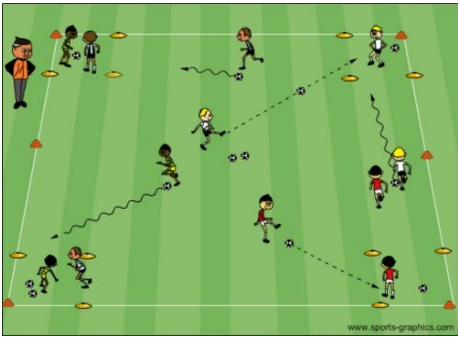


# Ages U6

Activity 1	Activity Description	Time
	<p><b>Free Dribble:</b> All players are dribbling a soccer ball in a 15x20 yard grid using their inside, outside, and the sole of their foot.</p> <p><b>Coach:</b> Have players change direction and accelerate away. Have players demonstrate a move and accelerate away.</p> <p><b>Version 2:</b> Coach can put pressure on players dribbling. <b>Version 3:</b> Players can dribble at each other and perform a move and accelerate away.</p>	<p>6 minutes</p>
	<p><b>Thru the Legs Tag:</b> Designate two taggers. Other players run inside a 15X20 area while the taggers try to tag them. If they get tagged they must stay where they are and open up their legs so a teammate can crawl thru their legs to set them free. Change the taggers every few minutes. Add soccer balls to the taggers that they must dribble while trying to tag. This will slow the dribblers down</p> <p><b>Coach:</b> Encourage players to change direction and go to open areas of the field.</p>	<p>6 minutes</p>
	<p><b>Freeze Tag:</b> All players are dribbling a soccer ball in a 15x20 yard grid. 1-2 players dribble a soccer ball, but they are the freeze monsters. The freeze monsters tag other players who then freeze with the soccer ball above their head. The activity ends when all players are frozen.</p> <p><b>Coaches:</b> One coach may be the freeze monster while another is unfreezing players.</p> <p><b>Version 2:</b> Players can unfreeze each other by tagging them. <b>Version 3:</b> Players can unfreeze each other by kicking the ball through their legs.</p>	<p>6 minutes</p>
	<p><b>Capture the Balls:</b> Players should be divided into equal teams to play in a grid with each team's home in the corners. Soccer balls are in the middle of the grid with all players starting inside their home bases. On the coach's command, the players each get one ball. They try to dribble or pass it into their home base. Players can steal soccer balls from their opponent's home bases.</p> <p><b>Coach:</b> Call time and each team counts the balls they have collected.</p>	<p>6 minutes</p>
<p><b>Scrimmage</b></p>	<p><b>Activity Description</b></p>	<p><b>Time</b></p>
<p><b>3v3 - Dual Field Scrimmage</b></p>	<p>Set up two fields of 15 x 20 yards with a 5yd space between them in order to keep the majority of your team playing.</p>	<p><b>25 minutes</b></p>